

# LUNCHROOM MODULE



## Specification

- Solid steel container base
- Single phase power entry and distribution board
- Stainless sink on Melteca cabinet
- Water heating unit - wall mounted
- 3 x double power points
- 2 x double fluorescent lights
- 1 x telephone jack
- 2 x sliding aluminium windows with tinted and toughened glass
- 1 x aluminium and glass lockable panel with tinted and toughened glass
- Opening double end container doors with tamper-proof lock box
- Steel security shutters over windows and panel door
- Wooden floor - polyurethaned
- Painted light grey inside and out

### EXTRAS (at additional cost)

- Additional power points
- Shelving
- Additional hooks, brackets
- Partitions
- Lining to walls and ceiling
- Lino flooring
- Sign writing or exterior painted in colour of choice

### BENEFITS

Cheap and easy to transport

Durable

Stackable

Top Security

Easy loading and access

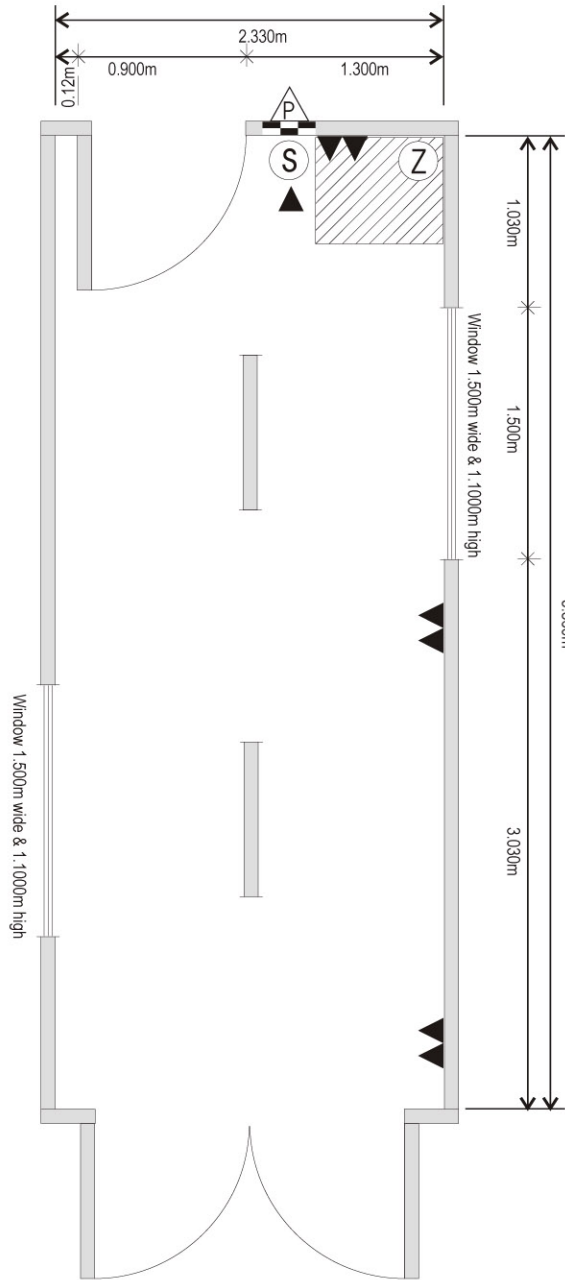
DISCLAIMER: Any illustrations shown fairly represent the articles listed, but owing to slight variations in container frame sizes or frequent alterations / improvements in design, illustrations & specifications cannot be taken as exact in detail at all times.

# LUNCHROOM MODULE











## DIMENSIONS

External: Length 6m, width 2.4m, height 2.6m  
 Internal: Length 5.86m, width 2.33m, height 2.37m  
 Cubic Capacity: 33.2 CU.M

## CLIENT NOTES:



### Legend:

-  power entry
-  main switch board
-  one way switch
-  zip water heating
-  sink & cabinet unit
-  window
-  door
-  1200 double fluorescent light fitting
-  double power point
-  telephone jack

## QUOTED PRICE

This quote excludes GST & is valid for 30 days.

Quoted by: \_\_\_\_\_ Date: \_\_\_\_\_